

Christian Religion Studies

Class Eight



NATIONAL CURRICULUM AND TEXTBOOK BOARD, BANGLADESH



বঙ্গবন্ধু হাইটেক সিটি, কালিয়াকৈর



শেখ হাসিনা সফটওয়্যার টেকনোলজি পার্ক, যশোর

হাইটেক পার্ক আইটি সংক্রান্ত সকল সামগ্রী তৈরি, আমদানি ও রপ্তানি করার সব ধরনের সুবিধা সম্বলিত প্রযুক্তিভিত্তিক শিল্পায়ন। বঙ্গবন্ধু হাইটেক সিটি, শেখ হাসিনা সফটওয়্যার টেকনোলজি পার্ক, জনতা টাওয়ার টেকনোলজি পার্কসহ সারাদেশে বিভিন্ন জেলায় আরও হাইটেক পার্ক নির্মাণাধীন রয়েছে। তরুণদের কর্মসংস্থান এবং হার্ডওয়্যার ও সফটওয়্যার শিল্পের উত্তরণ ও বিকাশই হাইটেক পার্ক স্থাপনের উদ্দেশ্য। দেশ-বিদেশের নামকরা শিল্পপ্রতিষ্ঠানগুলো এসব পার্কে তাদের কারখানা প্রতিষ্ঠা করবে। দেশের তরুণরা এসব কারখানায় কাজ করার ও শেখার সুযোগ পাবে। ফলে তারা প্রয়োজনীয় প্রশিক্ষণ এবং গবেষণা করে নতুন নতুন শিল্প গড়ে তুলতে পারবে।

Developed by the National Curriculum and Textbook Board as a textbook according to the National Curriculum 2022 for Class Eight from the academic year 2024

Christian Religion Studies

Class Eight (Experimental Version)

Writers

Reverend John S. Karmakar
Dr. Tapon Roy
Fr. Anol Terence D'Costa, CSC
Ruel Mazumder
Nasreen Ahmed
Sweety Brijet Gomes
Sheuly Clara Rozario
Mohammad Ekramuzzaman Khan
Md. Dulal Miah Bhuiyan

Tranlated by

Rt. Revd. Shourabh Pholia
Bishop Dr. Saimon R. Biswas



National Curriculum and Textbook Board, Bangladesh

Published by
National Curriculum and Textbook Board

69-70 Motijheel commercial Area, Dhaka-1000

[All rights reserved by National Curriculum and Textbook Board, Bangladesh]

1st Published : ----- 2023

Art Direction

Monjur Ahmed

Cover

Sibir Mondol

Illustration

Kamrun Nahar Moyna

Graphic Design

Md. Radwanur Rahman

For Free Distribution by the Government of the People's Republic of Bangladesh

Printed by

Preface

In this ever-changing world, the concept of livelihood is altering every moment. The advancement of technology, in accordance with knowledge and skill, has accelerated the pace of change. There is no alternative to adapting to this fast changing world. The reason is, the development of technology is at its zenith compared to any time in the human history. In the fourth industrial revolution era, the advancement of artificial intelligence has brought a drastic change in our employment and lifestyles and this will make the relationship among people more and more intimate. Varied employment opportunities will be created in near future which we cannot even predict at this moment. We need to take preparation right now so that we can adapt ourselves to that upcoming future.

Although a huge economic development has taken place throughout the world, the problems of climate change, air pollution, migrations and ethnic violence have become much more intense than before. The epidemics like COVID 19 has appeared and obstructed the normal lifestyle and economic growth of the world. Different challenges and opportunities have been added to our daily life.

Standing on the verge of these challenges and possibilities, implementation of sustainable and effective solutions is required for the transformation of our large population into a resource. It entails global citizens with knowledge, skill, values, vision, positive attitude, sensitivity, capability to adapt, humanity and patriotism. Amidst all these, Bangladesh has graduated into a developing nation from the underdeveloped periphery and is continuously trying to achieve the desired goals in order to become a developed country by 2041. Education is one of the pivotal instruments to attain the goals and there is no alternative to the modernization of our education system. Developing an effective and updated curriculum has become crucial for this modernization.

Developing and revising the curriculum is a regular and vital activity of National Curriculum and Textbook Board. The last revision of the curriculum was done in 2012. Since then, a lot of time has passed. The necessity of curriculum revision and development has emerged. For this purpose, various research and technical exercises were conducted under the supervision of NCTB during the year 2017 to 2019 to analyze the prevalent situation of education and assess the learning needs. Based on the researches and technical exercises, a competency-based incessant curriculum from K-12 has been developed to create a competent generation to survive in the new world situation.

In the light of the competency based curriculum, the textbooks have been prepared for all streams (General and Vocational) of learners for Class Eight. The authentic experience driven contents of this textbook were developed in such a way that teaching learning becomes comprehensible and full of merit. This will connect textbooks with various life related phenomenon and events that are constantly taking place around us. We hope that learning will be profound and life-long now.

Issues like gender, ethnicity, religion, caste, the disadvantaged and students with special needs have been taken into special consideration while developing the textbook. We hope that the learning in the revised Textbook will be deeper and more enduring. Regarding spelling, we have followed the spelling rules of Bangla Academy. I would like to thank all who have put their best efforts in writing, editing, illustrating and publishing the textbook.

If any one finds any errors or inconsistencies in this experimental version and has any suggestions for improving its quality, we kindly ask them to let us know.

Professor Md. Farhadul Islam
Chairman

National Curriculum and Textbook Board, Bangladesh

A few words for you

Dear Learner,

Welcome to this new book for learning Christianity. Let me inform you that this is a new book. This book and the way your teacher teaches or will teach you is a new method. You will be taught Christianity by this method. It has an excellent name: ‘experiential learning’. But the truth is that this new way of learning wants you to experience and enjoy things. This new method of learning believes that ‘true learning’ Jesus considers you as most important in this world. that ‘true learning’ happens when we enjoy it. It is not only develops our skills but it also provides us with the resources to become good human beings. Jesus loves everyone. Just as He loves us, He loves all human beings and all His creations. He expects us to love God and His creations with our whole heart, soul and mind. Jesus asked us to love one another. Therefore, it is our responsibility to love, care and live in harmony with all. Let us love all and care for all human beings and creation.

How to read this book



This book is a very easy to read. You can open and read the book at any time. (It has so many beautiful images!). One thing I tell you, this book is completely new. This book will tell you stories of Jesus’ life; it will also tell you to perform interesting tasks (some may be less interesting); it will tell you what to do while your teacher takes you and your classmates on an outing; sometimes it will tell you to consult your parents/guardians, relatives or neighbours. Overall, there is no lesson 1 or lesson 2, exercise, multiple choice or narrative questions in this book. I told you this book is very easy to read!

Your teacher also has a book like you have. The name of that book is ‘Teacher’s Guide’. The book contains in detail how your teacher will provide you this new kind of teaching. I am telling you this because your teacher does not have the book that you have. In this textbook the terms, ‘Chapter’ or ‘lesson’ have not been used in this book. This textbook will help you to acquire three skills. These three skills are conveyed to you with three ‘Anjalis’, such as, ‘Anjali 1’, ‘Anjali 2’ and ‘Anjali 3’. Let me tell you the meaning of the term ‘Anjali’; it means to keep two palms of your hand together, side by side (look, an image is given), as we do at the time of taking or giving anything. ‘Anjali’ means giving, submitting or sacrificing gift, offering, or donation. We submit our offerings to God by raising our ‘Anjali’ or two hands together. Our learning should be offered to proclaim the greatness of God and for the sake of others.

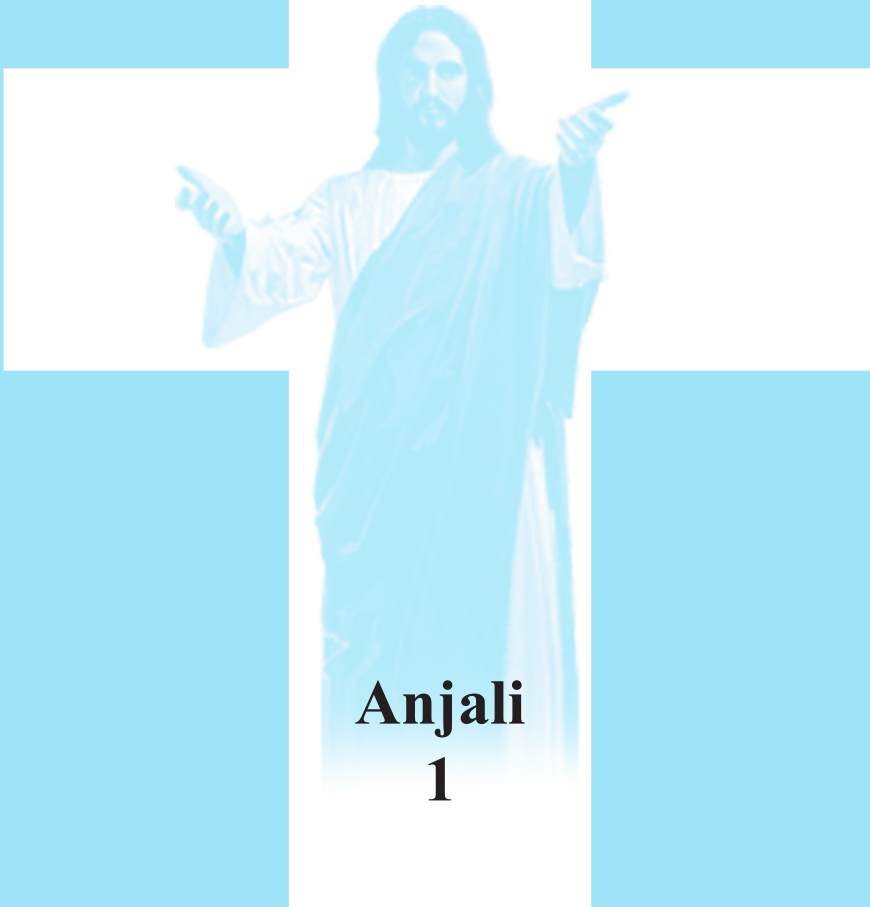
Sections included in each Anjali are named ‘gift’ (upohar) which will be of use in every session. Sometimes your teacher will tell you to perform tasks from this book. When he or she tells you the page number or Anjali, you should find it out. You might encounter varying spellings of certain Christian words or terms in this textbook, which could differ from those found in other books or sources. An index of such different spellings is attached at the end of this book so that you may easily understand those variants.

Wish you the best.

Index

Anjali 1		
Upohar 1	Field Trip	2
Upohar 2	Poster Presentation	3
Upohar 3	Game and Acting	4
Upohar 4-5	The Passion of the Christ and Death on the Cross	5
Upohar 6	Movie Show	11
Upohar 7	Open Discussion	12
Upohar 8-9	Service for People in Trouble	13
Upohar 10	Watch Movie	14
Upohar 11-12	Role Play	15
Upohar 13-14	Drawing Picture	17
Upohar 15	The Resurrection of Jesus Christ	18
Upohar 16	Ascension of Jesus to Heaven	21
Upohar 17	The Second Coming of Jesus Christ	24
Upohar 18	Reply to the quiz by game	27
Upohar 19	Present the report	28
Anjali 2		
Upohar 20	Knowing others	30
Upohar 21	Let's know thyself	32
Upohar 22	Tell others about your qualities	34
Upohar 23-25	Avoid Slandering	35
Upohar 26-28	Teaching on avoiding slandering	39
Upohar 29	Let us hear a story	42

Upohar 30	Arrange your qualities in the petals of the flower	44
Upohar 31-32	Tolerance and forgiving your enemies	46
Upohar 33-34	Live in harmony	52
Upohar 35-36	Participate in open discussion	55
Upohar 37-38	Role Play	57
Anjali 3		
Upohar 39	Preparation for charity/ serving institution visit	60
Upohar 40-41	Visitation	61
Upohar 42-43	Sharing experience on your visit	62
Upohar 44	Healing events in the Holy Bible	63
Upohar 45	Florence Nightingale in health care and nursing service	66
Upohar 46	Churches run some Health Care Centers in Bangladesh	68
Upohar 47-48	Information on presentation	72
Upohar 49	Festival in the picture	73
Upohar 50-51	Group work	77
Upohar 52	Harmony in religious festivals	78
Upohar 53	Harmony with everyone	79
Upohar 54	God's love for human beings	81
Upohar 55-56	Unity Fair	85
A list of a few Christian Terms		87



Anjali 1

Dear Student,

The teacher will take you to visitation during this “ANJALI”; you will get a chance to discuss group-wise in the light of your visiting experiences; by this visitation, you will get to know new tasks and subjects too. you will get a clear understanding of the suffering of Jesus and passion for Christ, resurrection, ascension and Christ’s coming back or Christ’s Second Coming. You could watch movie videos and pictures of these facts. More ever you could gather experiences and keep your faith through these movie videos and pictures. And this way you could learn the main subject of the Christian religion. Through these experiences, you could eliminate all kinds of confusion and conflict and would be strong morally.



Upohar 1 Field Trip

As part of this ANJALI teacher may take you to visit any place out of the classroom with your classmates. you need to get information on field trips like the place, time, safety matters and the things you need to take with you. Do not forget to get permission from your parent/guardian to go out of the classroom for the field trip.

You will see all the people and surrounding by attending field trips. Listen carefully and attentively teacher's instructions/guidelines. you can answer the questions that the teacher asks. If you have any questions you can ask the teacher. You have experience from your previous Class/years on how to ask questions. So, you can ask any questions to your teacher without hesitation.

If the teacher takes you out of the classroom then try to ensure the safety of yourself and your friends as well. Your teacher, parents/guardian and all your beloved have confidence in you. Don't do what you think is wrong. Take care of yourself and the friends beside you. You will meet with the parent/guardian immediately after finishing the field trip so, that they get free from anxiety.

Your main task during the field trip is to try to observe everyone, the environment, people, authority and all things attentively to understand all nicely. Try to listen carefully to what people are talking to each other. Try to know more by asking locals. Remember, the evaluation will be done on your feelings, behaviour and participation. Be grateful to the authority of visiting organization, teacher and classmate.





Upohar 2

Poster Presentation

In this part of ANJALI, you will be asked to discuss your experience in a group. You will select a group leader. He will present the group discussion report to all. You can try to be the group leader. The fruits of rewards of good deeds can also be received by you.

Listen attentively to the instruction for group work from your teacher. He will ask you to prepare a list through group discussion. By asking questions to your teacher you need to be clear on what the list is and what will be in the list. After that one of the group members will write the list in the poster and the group leader will present that poster in the class.

Be well informed of the rules of presentation. Present the list according to the teacher's instructions. Remember, you need to finish your presentation on time. So, you will try to present the right information in clear language and in a short time. You should keep in mind that those who are hearing can understand it correctly.

If you present alone, that means you are the only presenter, then you will wait till your name is announced. And in the case of group presentations, you will present by discussing with classmates or friends together.

Listen carefully to the presentation of your classmate. You can write down the new thoughts from their presentation in the box provided below.

A large empty rectangular box with rounded corners, intended for students to write down thoughts from a presentation. A blue pen icon is positioned in the top-left corner of the box.



Upohar-3

Game and Acting

The teacher will ask you to play a game. The game will be by card. The subject of the game will be mentioned in the card. You will discuss the content of the card with your team or alone according to the teacher's instruction. Then the content of the card will be presented in class by action/drama. So, listen carefully to the teacher's instructions. To present the content of the card cheerfully participate in the game.

The teacher will ask you to present the content of the card through acting. On one side the card game and on the other hand acting! What a beautiful subject, isn't it? The content of the card is given to you, if it is a single character then prepare yourself. If it is team acting then discuss within the team, take time for preparation and present in front of all through acting.

You will select your role and subject of drama. To expose your character meaningfully, find out what you need to do so.

If you are responsible for personating the speech character then you will memorize the dialogues of the characters. And if you are responsible for acting as a speechless character, then you will discuss in the team and be understood your position, posture and movement. There will be an evaluation of your feelings about acting and behaviour.

You can write down the subject of the card of your friends and the attractive point of their acting.





Upohar 4-5

The Passion of the Christ and Death on Cross

Dear Students,

Now let's know about little knowledge of the core of the Christian religion and the foundation of our basic faith and teaching of the Church. Your teacher will let you know these by reading from the Holy Bible and its explanation. Videos or Animations could be shown. At the same time, the subject will be clarified by asking a few questions and answer. You can read this subject in this book. Whenever it seems hard to understand, you may ask your parent/guardian or siblings or your teacher. Don't hesitate to ask questions if you have questions about pictures.

If you have a computer or smartphone, you can watch the videos which the teacher had shown. The teacher may give you a few questions and draw in these two sessions. Try to complete this homework with importance. Remember, you will be evaluated on this homework.

We know from scripture the Holy Bible and from ancient knowledge and belief that our Lord Jesus Christ suffered many hardships. His agony at Gethsemane Garden, arrest, betraying of Judas, denial of Peter, the trial of Lord Jesus, sentence to death and death on the cross were the purposes of salvation for the human being.

Jesus hanged on the Cross

Mathew 27: 32 – 38

As they were going out, they met a man from Cyrene, named Simon, and they forced him to carry the cross. They came to a place called Golgotha (which means "the place of the skull"). There they offered Jesus' wine to drink, mixed with gall; but after tasting it, he refused to drink it. When they had crucified him, they divided up his clothes by casting lots. And sitting down, they kept watch over him there. Above his head they placed the written charge against him: THIS IS JESUS, THE KING OF THE JEWS. Two rebels were crucified with him, one on his right and one on his left. (NIV Bible).



Jesus was sentenced to death in Pilate's court

Let me make it easy for you

Students, you have heard in the previous class that Jesus Christ is the second person of the Holy Trinity. He is God the Son. He came into the world to save the human race from Sin. But the human being so selfish that they could not recognize the Son of God, moreover, they crucified Him. Judas, one of the twelve disciples, handed over Jesus to Jews at the Gethsemane Garden. Another disciple named Peter denied Jesus three times. The Jews, in whom Jesus performed so many miracles, shout to crucify Jesus. A heavy Cross was put on Jesus' shoulder and scourged and taken to Calvary and was crucified with other two robbers at the place named "Golgotha" which means 'skull'. That was not the end of the torture, after hanging Him on the cross, a cruel soldier gave him mixed with gall to drink instead of water, and soldiers divided up his clothes by casting lots. Simon from Cyrene came ahead to carry the cross of Jesus by seeing His suffering.

Even though the disciples of Jesus ran away, due to love and faith in Jesus this Simon was a companion with Jesus towards the way to the cross. He experienced the pain of bearing His cross. He was associated with the pain of Jesus. Dear students, does this example of Simon motivate you to stand with the people who are poor, needy and helpless?

Let us not despise, mistrust or insult our Savior, rather let us be a redeemer, kind, forgiving and serving person like Him. As Simon of Cyrene extended his hand to Jesus who was suffering, let us also extend our hand to those who are suffering around us.

Disgrace and Insult to Jesus on the Cross.

Mathew 27:39-44

"Those who passed by hurled insults at him, shaking their heads and saying, "You who are going to destroy the temple and build it in three days, save yourself! Come down from the cross, if you are the Son of God!" In the same way, the chief priests, the teachers of the law and the elders mocked him. "He saved others," they said, "but he can't save himself! He's the king of Israel! Let him come down now from the cross, and we will believe in him. He trusts in God. Let God rescue him now if he wants him, for he said, 'I am the Son of God.'" In the same way, the rebels who were crucified with him also heaped insults on him."



Jesus felt to the ground under the weight of the cross.

Let me make it easy for you

Son of God Jesus Christ was hanged on the Cross. What the suffering of Jesus on the Cross! Every single move of the head increases the pain instead of reducing it. In the middle of this pain soldiers, the scribes, the chief priest even the common passers criticized the Lord Jesus Christ. One of the two robbers, who were crucified along with Jesus, did the same, mocking and insulting Jesus. He attacked Jesus by His word; challenged and said to Him, “You who are going to destroy the temple and build it in three days, save yourself! Come down from the cross, if you are the son of God!” In fact, by ‘Temple’ Jesus indicated His Body and by ‘Three Days’ He indicated that He will rise again from death after three days.

Without knowing the divine identity of Jesus and not understanding the power of God they mocked Jesus. God became human and came into this world not to save Him but to save human beings, to redeem them from sin. Oh man, how cruel you are, you have given such pains and suffering to your Lord.

Arn't we also causing pain to Jesus? When we don't follow the way of faith when we do not do religious activity, when we criticize others, when we do not read the Bible, when we deny our religious discipline or create conflict on it, do we not take Jesus to Calvary? Do we not crucify him again? Do we not hurt Jesus?

The Crucifixion of Jesus

Mathew 27:45-50

“From noon until three in the afternoon darkness came over all the land. About three in the afternoon Jesus cried out in a loud voice, “Eli, Eli, lema sabachthani?” (Which means “My God, my God, why have you forsaken me?”). When some of those standing there heard this, they said, “He’s calling Elijah. Immediately one of them ran and got a sponge. He filled it with wine vinegar, put it on a staff, and offered it to Jesus to drink. The rest said, “Now leave him alone. Let’s see if Elijah comes to save him.” And when Jesus had cried out again in a loud voice, he gave up his spirit.”




Jesus is hanged on the cross in between two robbers on Mount Calvary

Let's make it easy for you

After the trial of Pilate's courtyard Jews and soldiers had taken Jesus to Calvary by beating with the whip. The heavy cross was put on His shoulder and a crown of thorns was on his head. The soldiers laid Jesus on the cross by force and His hand and legs were tied by nails with the cross he carried and hanged on noon. At that time soldiers pierced Jesus' side with a spear. From where bringing a sudden flow of blood and water. This way Jesus bears unspeakable pain and died on Friday at 3:00 pm. The day when our Lord the Redeemer Jesus Christ died, is known as "Punno Shukrobar" or "Good Friday"

Such a painful death of the Son of God, nature the creation of God was darkened from 12 to 3:00 afternoon. The curtain of the temple was torn and divided into two pieces from top to bottom. Many more miracles happened. Before His painful death on the cross Jesus called God the Father, forgave all sinners and surrenders His soul by saying "IT IS FINISHED."

How great our Lord Jesus! He forgave all who hurt and killed him. Do we find anyone great like Him in this world? On the cross, Jesus taught us to be great, and sensitive, and to love and forgive others.





Upohar-6 Movie show

Dear Students, the Class teacher will show you part of the movie named “The Passion of the Christ” by Mel Gibson. You could see the Passion of Christ and the pathetic scene of the crucifixion of Jesus. To watch the movie, you may click the link below.

The Passion of the Christ

<https://www.bilibili.tv/en/video/2004546074>

Before watching the movie, you may sing a hymn on the passion of Christ guided by the teacher.

Dear Students, you have read from the Bible about the suffering of Jesus and His death on the Cross and heard the explanation from the teacher. A few movie directors made a few movies on this fact. Among them, part of Mel Gibson’s “The Passion of the Christ” will be shown to you now. The movie is in English, but as you are familiar with the event so hope there will be no problem in your understanding. During the movie show if you do not understand any part then ask your teacher, s/he will help you to understand. You will watch attentively part of this movie. After watching you may share your feelings with all.

Homework

After going back home, you will discuss with your parents/ guardians on suffering and death of Jesus Christ, which you have watched from Mel Gibson’s movie “The Passion of Christ.” You will write down if you get any new ideas or information from the discussion.





Upohar-7

Open discussion

The teacher may arrange an open discussion event for you. In this discussion, the passion of Christ and death on the cross what you know could be discussed. You are welcome to participate in this discussion. Do not hesitate to analyze your idea according to the instruction of the teacher.

If you share and discuss then if you have any incomprehension it will come out.

You may write down the question in your notebook raised in discussion time which is not yet clear to you, it is not mandatory to write down the questions. But this is the right time to learn the basic fundamental beliefs of the Christian religion.

Here we will combine the field trip experience, the Bible reading on the suffering and death of Jesus Christ on the cross and the movie experience.

We will think and synthesise the sufferings of Jesus Christ and human beings. In this case, an open discussion will take place on your questions. The teacher will help you to be clear and not have any controversy or confusion.





Upohar-8-9

Service for People in Trouble

The teacher will ask you to sing a song on service by following the serving example of Jesus. You can participate in this song by opening your heart and mind.

Planning and Implementation

Dear Students,

The teacher will tell you about planning a project and implement that. According to the teacher's guidelines will take a realistic plan. You will do what you planned to do according to your plan. You will prepare a report on what you planned and how it was implemented. You will take pictures of your activities as proof and information. You suppose to present your report with pictures and information.

Presentation

This time you will show your report on the project, based on the plan and implemented activity with pictures. You will present it within your scheduled time. You may express your feelings in the presentation. Remember, the evaluation will be done on your work.

You have to collect signatures and opinions from your parent/guardians on your report.





Upohar-10 Watch movie

Dear students, your teacher will start this session with prayer or s/he may ask to offer prayer among you. So be prepared to offer prayer.

After that, the teacher will arrange to show two attractive videos. If s/he was not able to show these videos then s/he will provide a link to those videos, you can watch them on YouTube at home.

Now watch two movies attentively

After the end of the show, the teacher will make you understand the given task.

Presentation with action

The teacher can tell you, the video you watched that subject you heard at church and from your family. So, you will present that fact by acting in the group with intellectual skills. By acting, you will show the main character and the shot you watched in the video. How a man was buried and raised again from death and ascended into heaven. You will write a script for a drama to act as a team. The teacher will make you understand and if s/he would have time, s/he will ask you to rehearse so that you can present the drama in the next session. If you need costumes and decorations for the stage then prepare them earlier.

Thanks to your teacher and say goodbye





Upohar-11-12

Role Play

Dear Students, you are going to perform a drama in this session. Previously teacher may ask you to sing a hymn below or a similar song from Gitaboli/Christo-Songeeet/Dhormogeet and after that session could be started with prayer.

১) কি মহানন্দ উপস্থিত, কি জয় যীশুর উত্থানে।
পাপ অন্ধকার হয় অন্তর্হিত, কাল নিশি অবসানে
ধুয়া - হাল্লিলুয়া, বল জয়।
যীশু হইলেন মৃত্যুঞ্জয়।
পাপীর জন্যে ত্রাণোদয়,
ধন্য ধন্য ধন্য।

২) প্রভাতী তারা প্রকাশ পায়, প্রভুর পুনরুত্থানে,
ঐ ত্রান-সূর্য দেখা যায়, তাঁহার স্বর্গারোহণে।

৩) তায় গেল মৃত্যুর অধিকার কি শান্তি ত্রিভুবনে।
আর খোলা হইল স্বর্গ-দ্বার আনন্দ পাপীর মনে!

৪) ঐ স্বর্গে দূতগণে গায়, পুণ্য পুণ্য পুণ্য!
আর প্রতিধ্বনি এই ধরায় - ধন্য ধন্য ধন্য

Christo Sangeet 94 - Bejoy Nath Sarker

Here vacant the front side of your classroom to prepare the stage for your drama presentation. If there is not enough space in the classroom then prepare a stage where the teacher arranges it. The teacher will give you time for performing the drama, do it within the given time.

A picture of the stage is shown below; you may prepare a resurrection drama stage as the picture is given below. If there is not possible to make this kind of stage you can use a cartoon box and cut the side to make it and cover it with cloth. Moreover, a Koch sheet can be used for making a tomb and crosses. After making the tomb you can put branches of trees or tubs to make the cemetery environment. Preparing for this stage will help you to feel and realize the environment in which Jesus was buried.



Model Stage of the Tomb of Jesus

Role play

Students, you will play a role in the team. Every team will show the resurrection, ascension and Jesus' Second coming or come back again to judge by role-playing according to the teacher's instruction. Present the role-play or drama according to your experiences from watching the video and learning at your churches.

Things to bring from Home

Dear Students, you will draw a picture at the next session. The teacher will tell you what kind of picture you will draw. For drawing a picture, you will bring paint, colour pallets, colour pencils and art paper. Or manage how the teacher instructs you.

Your session is finished here, now, your teacher or classmate someone will offer the closing prayer. Say thanks and goodbye to your teacher.



Upohar-13-14

Drawing Picture

Dear students, Share greetings with your teacher, the teacher would ask anyone from you to pray. Be ready!

Already you have learnt about the resurrection, ascension and second coming of Jesus Christ. In this session you will draw a picture, we hope you are now prepared as your teacher instructed you all. The teacher will ask you to draw a picture within a limited time. Because it may need some time to arrange the drawings and to take preparation for the next session.

Directions for drawing

The teacher will ask you to draw a picture. After your preparation, the teacher will give you a subject to draw. The teacher will ask you to draw it according to your thoughts and experiences. To draw it, give your full concentration to achieve your teacher's instructions.

Photo exhibition

After drawing the picture, the teacher may ask you to hang the pictures on the wall by a string or stick them with masking tape. You will quickly arrange the pictures on the walls of the classroom to make it look like an art gallery. Now the teacher will ask you to explain the pictures one by one. You will explain your thoughts and feelings which you tried to express through your painting. Because in the next sessions, when the teacher will read the Bible and explain it more, you will understand the thoughts of the Bible more deeply in the light of that experience.

Say goodbye to the teacher by thanking her/him for this wonderful and encouraging activity.



Upohar-15

The Resurrection of Jesus Christ

Preparation

Dear Students, greet your teacher and participate in prayer.

You have already heard about the resurrection of Jesus Christ at the church/ from the clergy of the church and your parent/ guardians. More ever you got good ideas through video clip shows, drama and drawing pictures from the previous session. Now your teacher will explain and make it easy for you what is written in the Bible on this subject. If you want you can read Mathew 28:1-15 at home. The teacher can ask to read this portion from the Bible in the classroom so be prepared.

Jesus Christ rises from the dead


“After the Sabbath, at dawn on the first day of the week, Mary Magdalene and the other Mary went to look at the tomb.

There was a violent earthquake, for an angel of the Lord came down from heaven and, going to the tomb, rolled back the stone and sat on it. His appearance was like lightning, and his clothes were white as snow. The guards were so afraid of him that they shook and became like dead men.

The angel said to the women, “Do not be afraid, for I know that you are looking for Jesus, who was crucified. He is not here; he has risen, just as he said. Come and see the place where he lay. Then go quickly and tell his disciples: ‘He has risen from the dead and is going ahead of you into Galilee. There you will see him.’ Now I have told you.”

So the women hurried away from the tomb, afraid yet filled with joy, and ran to tell his disciples. Suddenly Jesus met them. “Greetings,” he said. They came to him, clasped his feet and worshipped him. 10 Then Jesus said to them, “Do not be afraid. Go and tell my brothers to go to Galilee; there they will see me.”

While the women were on their way, some of the guards went into the city and reported to the chief priests everything that had happened. When the chief priests had met with the elders and devised a plan, they gave the soldiers a large sum of money, telling them, “You are to say, ‘His disciples came during the night and stole him away while we were asleep.’ If this report gets to the governor, we will satisfy him and keep you out of trouble.” So the soldiers took the money and did as they were instructed. And this story has been widely circulated among the Jews to this very day.” (Mt.28:1-15. NIV Bible).



Resurrection of Jesus Christ

Let's make it easy for you

The Bible passage clearly says that Jesus has risen after His death. By rising from the dead Jesus Christ has proved that He is the son of God. Because no one is raised from the dead and met many people after the resurrection and has gone to heaven except Jesus Christ.

At that time the Roman army shared false news that Jesus' body was stolen by the disciples. But the truth is, the disciples did not have the guts to steal the body of Jesus. At that time the Romans had strong and skilled soldiers. The disciples were afraid and ran away when Jesus was caught by the enemy in the garden of Gethsemane. It was impossible to evade the guards of the Roman soldiers and steal Jesus. Another thing to notice is that moving the huge stone will make noise. The night watchmen walk without sleep. Therefore, the misconception and wrong information that those priests and older leaders told the soldiers to spread was not correct at all.

Apart from the Bible, there is also the history of Jews in which the resurrection and death of Jesus are also written. In 93-94 AD Jews historian Flavius Josephus gave details about Jesus Christ. Jesus was killed by the Roman soldiers and He rose again after three days, as written in his book “Antiquities of the Jews”.

Testimonium Flavianum

“About this time there lived Jesus, a wise man. If indeed one ought to call him a man. For He performed surprising deeds and was a teacher of such people as accepted the truth gladly. He won over many Jews and many of the Greeks. He was the Christ. And when, upon the accusation of the principal men among us. Pilate had condemned him to the cross. Those who had first come to love Him did not cease. He appeared to them spending the third day restored to life, for the prophets of God had foretold these things and a thousand other marvels about him. And the tribe of the Christians, so called after him, has still to this day not disappeared.”

Flavius Josephus: Antiquities of the Jews, Book 18, Chapter 3 verse 3.

Link: “Josephus on Jesus”


https://en.wikipedia.org/wiki/Josephus_on_Jesus#:~:text=About%20this%20time%20there%20lived,He%20was%20the%20Christ

God’s Son doesn’t need help from any human being, because Jesus was resurrected by His heavenly power, because He said that He will rise again. The Bible is the biggest proof because, what the disciples saw are written in the book of Matthew, Mark, Luke and John.

Group Work

Dear students, the topic that the teacher explained in this session you will discuss in pairs. Then the teacher will ask questions about what you have learnt. You will write the answers on a small piece of paper. Then the teacher will give feedback about your answers.

The teacher will end here today and will leave.



Ascension of Jesus to Heaven



Upohar-16

Ascension of Jesus to Heaven

Share greetings with the teacher and classmates and attend the prayer.

Dear students, in this session you will learn what Acts 1:6-11 said about the ascending of Jesus to heaven. To make you understand easily the teacher will show you some pictures in addition to the Bible passage. To understand more precisely, you can read Acts 1:6-11 at home.

Jesus Christ went to Heaven

Then they gathered around him and asked him, “Lord, are you at this time going to restore the kingdom to Israel?”

He said to them: “It is not for you to know the times or dates the Father has set by His authority. But you will receive power when the Holy Spirit comes on you, and you will be my witnesses in Jerusalem, and in all Judea and Samaria, and to the ends of the earth.”

After he said this, he was taken up before their very eyes, and a cloud hid him from their sight.

They were looking intently up into the sky as he was going when suddenly two men dressed in white stood beside them. “Men of Galilee,” they said, “why do you stand here looking into the sky? This same Jesus, who has been taken from you into heaven, will come back in the same way you have seen him go into heaven.” (Acts 1:6-11. NIV Bible).

Let’s make it easy for you

Jesus went to heaven after forty days He rose from the dead. Before going to heaven, the disciples asked if he would return the kingdom to Israel. The disciples and the Jews thought that Christ would save the nation of Israel from the rulers of Rome and give them the kingdom. Jesus did not know when Jesus would come, only His Father knew. Jesus Christ is not like a world king, but he came to bring peace to the world.

Jesus Christ came from heaven to this earth as a human and went back to heaven. He did not leave His disciples alone but He sent the Holy Spirit as their and our helper. On the day of Pentecost, the Holy Spirit came upon the heads of the disciples like tongues of fire (Acts 2:1-11). The Holy Spirit came down on the disciples and us as Jesus promised.

The Holy Spirit dwells within us, giving us strength, reminding us of all things, protecting us from danger and guiding us in the right way. Jesus promised to His disciples that he would return and the two angels told the same. Every word of Jesus’ promise has been fulfilled and the promise that he will come again will be fulfilled.

Jesus has finished the work of the world. Because he has finished the responsibility with which he came into the world. He is the Son of God so he has returned to the Father to prepare a place for his followers on earth, Jesus said there are many places in his Father’s house (John 14:2). Jesus left the disciples to finish the rest of His works.

And those remaining works it's not over yet. It's our responsibility to work for Jesus Christ's kingdom until He returns.

Open discussion

Dear students, after the teacher explains the Bible passage, ask you to have a free discussion. You will discuss as a group and course the teacher the questions or doubts that come to you. Of course, your questions will be on the subject.

Give thanks and say goodbye to your teacher.






Upohar-17

The Second Coming (Coming Back) of Jesus Christ

Dear student, greet your classmates and teacher. Then your teacher will ask you to sing a hymn about the return of Jesus Christ similar to the following hymn from the Gitaboli/Christosongee/Dhormogeet etc.



The second coming of Jesus



একটি নমুনা গান নিচে দেওয়া হলো

আসবেন প্রভু মেঘরথে আবার ফিরে ধরাতলে
মহাতুরি ঋনি সহ, পাঠাবেন দূত দলে দলে।।

রবি শশী গ্রহ তারা নভে হবে জ্যোতি হারা।
বিলাপকারী মানবেরা, দেখবে তখন কুতূহলে।।

হানাহানি হিংসা দ্বেষে, ভরে যাবে ভুবনখানি।
মহামারী ভু-কম্পনে, ঋংস হবে জগৎ জানি।।

পাপী তাপী ত্রাণকামী, হওগো প্রভুর অনুগামী।
তঁরই আগমনের তরে, জেগে থাক প্রতি পলে।।

Christo Sangeet 114, Dhormogeet 160 - Manik Nath

After the hymn teacher will start the session with prayer.

Do you guess what interesting video your teacher is preparing to show you all? In this session, the teacher will show you a video clip on the coming back of Jesus from heaven. You will get a very good idea of what will happen at the time of the second coming of Jesus Christ. After that teacher will explain in the Bible passage 1 Thessalonians 4:15-17 about the coming back of Jesus Christ.

Let's watch the video

Your teacher may give you an idea before starting the show. Now watch together.

Link to the Movie

<https://www.google.com/search?q=pictures+of+jesus+second+coming&tbm=isch&ved=2ahUKEwi71I7T-LD-AhVETnwKHaukDrUQ2->

Hope you enjoy this video and through this, you got the idea of coming back of Jesus Christ. Now teacher could ask one of you to read 1 Thessalonians 4:15-17 and be ready.

Jesus Christ will return again

“According to the Lord’s word, we tell you that we who are still alive, who are left until the coming of the Lord, will certainly not precede those who have fallen asleep. For the Lord himself will come down from heaven, with a loud command, with the voice of the archangel and with the trumpet call of God, and the dead in Christ will rise first. After that, we who are still alive and are left will be caught up together with them in the clouds to meet the Lord in the air. And so we will be with the Lord forever.” (1 Thessalonians 4:15-17.NIV Bible)

Let’s make it easy for you

During the ascension of the Lord Jesus Christ, two angels told the disciples that Jesus will return in the same way as he went to heaven. Jesus Christ will descend from heaven with the sound of trumpets at the second coming. The sound will be sudden, the trumpet sound of the archangels and God will be loud and no one will understand beforehand. Jesus will be seen in the clouds in the sky. As Jesus appears, Christ’s believers who have already died will rise from the graves first. We have no reason to despair. Immediately after the dead are raised to be with Jesus Christ we who are alive will also be caught up to be with the Lord. We will all catch up in the clouds to meet Jesus Christ. Jesus Christ promised in the Bible that He is going to prepare a place for us. He will prepare a place and return and take us to Himself so that we may be with Him forever (John 14:2-3)

Our Jesus Christ has conquered death. He has risen; death and the grave cannot hold him. Before his death, Jesus Christ told his disciples many times that He would be killed and in three days He would rise again. He is the son of God; all divine powers are given to Him but He rose with more power. He will return very soon and is entrusted with the judgement of this world. Those who accept Lord Jesus as their redeemer-saviour and follow Him are guaranteed and entitled to live in heaven.

We should also believe in Jesus Christ and follow Him. May we too live in eternal peace and joy in heaven with Jesus Christ.

Keep in mind

In the next session, a quiz will be played on the resurrection, ascension and second coming of Jesus Christ, which the teacher will tell you in detail about.

Say goodbye to your teacher by thanking him/her.



Upohar-18

Reply to the quiz by game

Dear students greet each other. By praying teacher will start the session.

Hope today everyone is ready to play the quiz. Last lesson the experience which you gathered based on that your teacher will give you one answer card just like the below example. Your teacher will ask you jumbled-up questions. Based on your teacher's questions, you will be answering the questions according to the card numbering based.

Your quiz game will get over within 30 minutes.

Quiz game

Dear students, an example card is given below.

1)	2)	3)
4)	5)	6)
7)	8)	9)

After answering the card follow the teacher's instructions for the next step.

After the quiz keep the answer script in your hand because your teacher will play some interesting game with your answer scripts.

Homework

The teacher will ask you to attend the church or worship and experience the resurrection, ascension and return of Jesus Christ. Also, ask you to collect information from other Christian Religion books in your school or church library or any religious organization's library. Each of you will come up with a one-page report on the ideas you have already acquired, your doubts, understandings and beliefs and present them to the class in the next session.

The teacher may ask you for the last prayer, so be prepared. Then say goodbye to the teacher by thanking him/her.



Upohar-19 Present the report

Dear students, greet your teacher and classmates. This session is the last session of Anjali-1. At the beginning of the session, you will sing a song. Begin by singing a song similar to the following song together from the Gitaboli/Christo-Songit/Dhormogeet etc.

The song is given below. If you don't know the song, you can learn it beforehand by going to the YouTube link below.

Let's sing -

প্রেমী পিতা তুমি অন্তরযামী, তোমার সম্মুখে আসি আমি
তুমি প্রভু সবল, আমি দুর্বল, সবলে মোর হৃদে এস নামি।
পাপীর বন্ধু, কৃপা সিন্ধু, দাও মোরে শান্তি পাপ ক্ষমি,
কর তব আশ্রয়, পূর্ণ আমায়, তব গুণ গাব দিনযামী।

Christo-Songet : Bengali Chorus 61 number.

Then the teacher will call everyone to come forward one by one and present their reports. After your presentation, the teacher may give you a few words. After presenting the report, you will submit the report paper to the teacher.

Give thanks to your teacher because you have learned and realized several things in this ANJALI. Say goodbye now.





Anjali 2

Dear learners,

during this ANJALI, the teacher will take you through some interesting experiences. You will get to know yourself through other's characters; you will do role-play, enjoy role-playing with classmates, watch videos, enjoy drawings, hear stories, write stories and participate in fun activities. In this ANJALI, you can devote yourself to the welfare of the world by following and practising Christian teaching such as avoiding blasphemy and anger and practising the teaching of Jesus on love and tolerance to your enemy.



Upohar-20

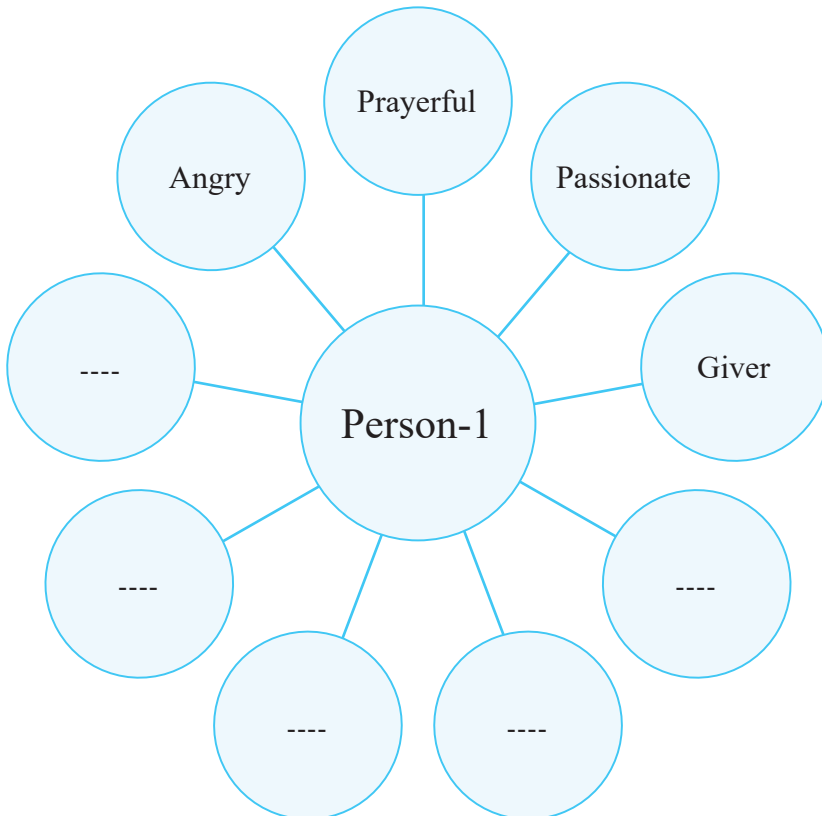
Knowing others

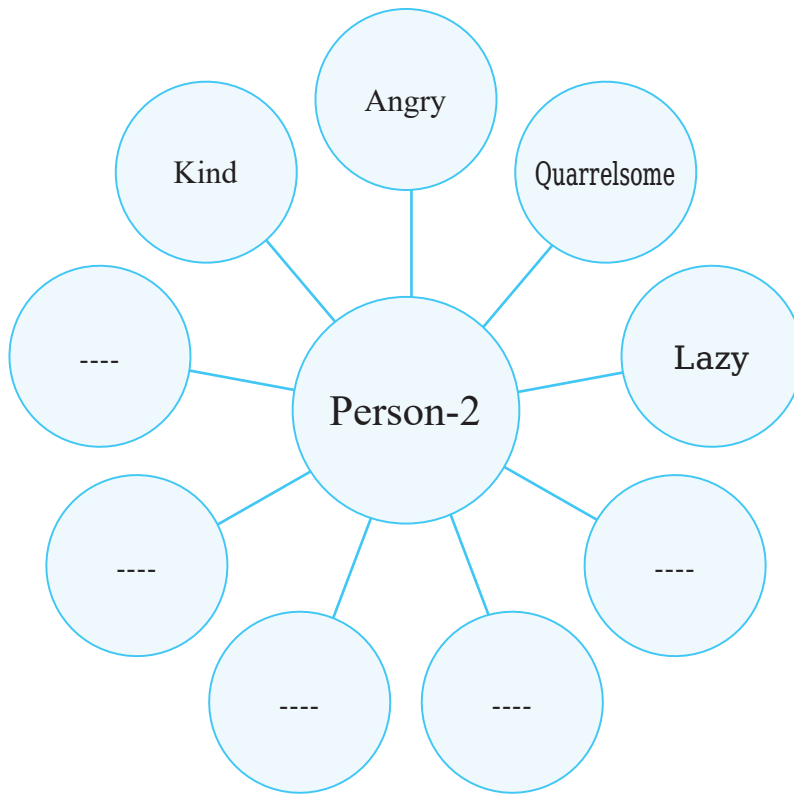
Dear student, the teacher can start the session with a short prayer. He may ask you to lead in prayer. You can prepare yourself in advance to pray.

We love our family members very much. They are ours. You have to do a job with them.

The teacher can ask you to write down the things you like and the things you like less about a family member of yours whom you like the most. Similarly, the characteristics may be written in the case of the one whom you like a little less. For the person you like the most, write 'Person 1' in the middle and write her/his characteristics around it. S/ He will ask you to do the same in the case of a less preferred person by writing 'Person 2', in the middle.

Below, there is a sample of how to write. The teacher will show you the picture on the board/poster paper. I am telling you in advance so that you can think about it beforehand.






The teacher will set the time for you to do this work. At the end of the allotted time, you may ask to hang them in the classroom.

After completing the task, you may ask to go through the work of others in sequential order. You will do the work according to the teachers' instructions.

The teacher will praise you for expressing your ideas beautifully.

Say goodbye to the teacher by thanking him/her.





Upohar-21

Let's know thyself

The teacher will start the class activities by thanking God the Father. S/He may ask you to close your eyes and meditate for two minutes.

Dear students, in the last session you mentioned the positive and negative aspects of two family members. Now think about it-

- Do you have any downsides? What are they?
- Did the less liked person have more or fewer negatives than loved ones?
- Why was it less/more?

We all love ourselves very much. God the Father also loves us and as God loves us so S/He created us with many qualities and sent us into this world. Each of us has many qualities/positive aspects as well as some negative aspects. The teacher may ask you to make a list of your qualities/positive aspects and the qualities you think you need to have. An example of this might be-

My qualities/positive aspects	What qualities do I want to achieve?
Tell the truth	Helping others
-----	-----
-----	-----
-----	-----
-----	-----
-----	-----
-----	-----

Academic Year 2024

He will fix the time to do this work. You will finish the work within the allotted time. The teacher will discuss the list you made in class.

Homework

Dear student, the teacher will give you homework. Homework will mainly be done by your parents/guardians. Below is a table. You will show it to your parents/guardian and ask them to fill it out. Help her/him in every way you can. S/He will fill it in time. But you have to show this work to the teacher in the next session.

Qualities/positive aspects of your child	What qualities does he want to achieve?
-----	-----
-----	-----
-----	-----
-----	-----
-----	-----
-----	-----

The teacher will thank you for all your help. You also say goodbye by thanking him/her.





Upohar-22

Tell others about your qualities

In this session, the teacher will start the class with a small prayer of thanksgiving. S/He can assign any student to lead the prayer. If you prepare in advance, you will be able to lead the prayer.

Dear Student, in the last session you have identified the qualities/positive aspects you have and the qualities you want to achieve. Similarly, your parents/guardians have mentioned some of your qualities and some expected qualities.


Now the teacher can ask you to compare/match the parent/guardian's list with your prepared list. You can also ask them to note down the discrepancies with the list you have made. You have to do this at the appointed time.

In this session, you will play a fun game. The teacher will explain to you how to play. In this game, you hold each other's hands and form a circle. You will take turns saying one quality of yours and everyone else who has that quality will raise their hands. Thus, the first stage of the game will end as soon as everyone has finished saying one quality.

In the second step, in the same way, say the qualities you want to acquire in turn, and those who match it among others will raise their hands. Thus, the game ends as soon as everyone has finished speaking.

What? Wouldn't that be fun?

You will do the work according to the teacher's instructions.





Upohar 23-25

I will avoid slandering

The teacher will begin the class activity by reading Psalm 103:1-5. Be prepared by reading the Bible portion in advance. The teacher may ask you to read this part. You will also have to role-play in a future session. Below is the passage from the Bible for your convenience—

“Praise the LORD, my soul;
all my inmost being, praise his holy name.
Praise the LORD, my soul,
and forget not all his benefits—
who forgives all your sins
and heals all your diseases,
who redeems your life from the pit
and crowns you with love and compassion,
who satisfies your desires with good things
so that your youth is renewed like the eagle’s.”

(Psalm 103:1-5, NIV Bible)

In previous sessions, you have identified your family members and your qualities/ positive and negative aspects. Think about it-

- How did you feel when you identified your negative aspects?
- How did you feel when you identified others’ negative aspects?

Reading from the Holy Bible

Dear Students, we find easily other’s weaknesses but we do not find our ones easily. Again, we do a pleasant discussion of the other’s fault; what is called slandering. Let us see what Mathew 7: 1-5 says in this regard.

Teaching on Judging Others

“Do not judge, or you too will be judged. For in the same way you judge others, you will be judged, and with the measure you use, it will be measured to you.

“Why do you look at the speck of sawdust in your brother’s eye and pay no attention to the plank in your eye? How can you say to your brother, ‘Let me take the speck out of your eye,’ when all the time there is a plank in your eye? You hypocrite, first take the plank out of your eye, and then you will see clearly to remove the speck from your brother’s eye.” (Mathew 7:1-5, NIV Bible)

Let’s make it easy for you

In the time of Jesus, people judge and slander others. Jesus forbade judging and slandering others. The way we judge others, we will be judged in the same way. It is not right to find others’ fault or to judge. Before finding another’s fault we need to see ours. Because, most of the time my fault is bigger than others. Jesus asked us to find out our faults and give up judging others.

Now teacher may ask you to discuss in groups/ pairs and write down what the Bible portion saying about not judging others. Please follow the teacher’s instructions.

Reading from the Holy Bible

In the classroom, please read the Bible from Ephesians 4: 29-32 with respect and perfect pronunciation. Many of you may get a chance to read one or two verses from the Bible. If you want, you can practice reading at home so that you can read it perfectly. We have heard Jesus’ teaching on judging others. Now let us see what it says in Ephesians 4: 29-32 about slandering others.

Teaching on avoiding slandering


“Do not let any unwholesome talk come out of your mouths, but only what helps build others up according to their needs, that it may benefit those who listen. And do not grieve the Holy Spirit of God, with whom you were sealed for the day of redemption. Get rid of all bitterness, rage and anger, brawling and slander, along with every form of malice. Be kind and compassionate to one another, forgiving each other, just as in Christ God forgave you”. (Eph. 4: 29-32, NIV Bible).

Let me make it easy for you

St. Paul forbade us not to criticize others for their weaknesses rather He said to pray and to do well to others to build them up. We all should avoid slandering and use encouraging words so that no one gets hurt. He also taught us to avoid all forms of expression of annoyance, anger, evil-speaking, arguing, yelling or showing temper. He asked us to be kind, compassionate and forgiving to others.

Role play

You have heard what important sayings Jesus said regarding speaking against others. Now you have to do something interesting. Based on your learning about avoiding slandering now you present a role play, where you try to reflect on Jesus' teachings.



Role Play on avoiding slandering

I will avoid slandering

The teacher will divide them into groups for the role play. After that, s/he will fix a time to prepare the script. If necessary, s/he will edit the script. Time will be given for rehearsal by selecting a character between you. S/He will call the group for performance after rehearsal.

After the role-play, an open discussion will take place on the performance of various characters. The teacher will correct if Jesus' teaching does not reflect from any team. You will do as the teacher instruct you.

Homework

You will tell your parents/guardians about your negative aspect, tell them two negative aspects which you want to turn into positive, also share how you want to turn toward positive aspects and if necessary, take help from them.

Help your teacher together actively.





Upohar 26-28

Ways to avoid slandering

The teacher will start the session with a hymn.

Dear Students, surely you have finished your work with the help of your parents/guardians. The teacher will ask you to make a list of your homework. You have to finish it within a certain time. The teacher may ask questions to someone among you to make sure that you have done it.

In this session, you will do the assignment in pairs. Listen attentively to your teacher. You will make a plan jointly that how will you achieve your two positive qualities/aspects. You will write down your plan on board/poster paper as in the table bellowed.

The Qualities I want to achieve	How to achieve

You have to present your plan in the Classroom. The teacher will give you feedback if needed.

Homework

Dear Students, all of you will finish the homework with the plan of achieving quality before the next session. Get help from your parents/guardians when needed. For example, if someone is angry with you, you will not talk negatively about him or her to others; rather try to find out why s/he got angry with you.

You will write your findings in the table given here. After filling out the table, please get the signature of your parents/guardians in the right column of the table.

Description of Incident	Feelings	Signature of Parents/ Guardians

If your teacher asks you about your difficulties, please feel free to share them with her or him.

Presentation

The work you have done at home, how you did it and how you felt that you may share in your classroom as a story.

The teacher will appreciate you for this task. The teacher will let you know the accuracy of the work you have done to turn your negative aspect into a positive.

Homework

Before the second session of the second week of every month, how you have left slandering would be written... would be written on the designated page of your textbook, there your parents/guardians will give their opinion and signature. Your teacher will sign as well.



Dear Parents/Guardians,

your children/dependents will write down in second week of every month, how s/he avoided slandering and when. Weather s/he did it or not kindly write it down in the right place of the table given in the book and please give your signature.

If your parents/guardians do not understand the task then kindly show them the writing in the box below.

The box is here

Name of the Month and Date	Description of event/ incident	How avoided slandering?	Opinion and signature of Parents/ Guardians	Signature of Teacher

Give thanks to your teacher and say goodbye.



Upohar 29

Let us hear a story

Dear students, your teacher will start this session with a word of prayer. Then the teacher will tell you a story. This is not a fairy tale but a real-life story. Now listen to the story attentively because you have to write some answers to some of the questions.

Christina and Claudia are classmates. Christina notices that Claudia does not like her. Claudia distributed chocolate to everyone on her birthday but did not give it to her. One day Claudia pushed her intentionally while they were playing. Claudia's misbehaviour makes Christina suffer, but she keeps silent. She prayed to God for Claudia to have a kind heart for all. One day while they were returning home from school, it started raining. Both of them were walking on the same road. Suddenly Claudia fell with her bag. Christina helped her to get up by holding her hand. Claudia felt terrible as she always misbehaved with Christina, but now Christina extended her helping hand to her. Claudia was surprised and repented. Claudia thanked Christina, and they became close friends.

An assignment

Dear student, how do you like the story? A beautiful story can teach us good things. What have you learned from this story? Try to get answers in your heart. The teacher will give you three minutes to think. Then you will write the answers to the following questions. On time you have to answer.

1. Which character you liked? Why did you like the character?
2. Which character you didn't like? Why didn't you like it?
3. What are the human qualities you see in Christina?
4. What changed Claudia's behaviour?

After the specified time, submit the answer sheet to your class captain as per the teacher's instructions. The teacher will write the most common and correct answers on the black/whiteboard. Please check if your answers were different from others. If you get something new, then keep notes.

Share your life story

As your teacher shared a story, do you have any story to share? You may think. If you have a story, your teacher will allow you to share your story. Try to tell your story simple and short. Your classmates will share their stories too. You hear their stories attentively. Please give a round of applause to all to encourage them when they share their stories.

Give thanks to God with prayer.

Say Good Bye to your teacher.





Upohar 30

Arrange your qualities in the petals of the flower

Greet the teacher at the beginning of the session. If anyone of your or your classmates' family members is sick, please inform your teacher. Pray to God for the recovery of all sick persons.

In this session, the teacher will form groups into groups of 3-5 students. You all will select one leader in your group. If your classmates support you, you can also be the leader. Your teacher will give you a sheet with a question.

“What human qualities help us to be tolerant and forgiving to others?”

You will discuss five minutes regarding the question. Then draw a Sunflower with coloured pencils on poster paper. Only one student will not complete the drawing. First, the captain will draw a circle and write “Human Qualities” inside the circle. The other students will draw a petal and write one human quality inside that petal. In this way, all will actively write the answer to the question inside the Sunflower. A Sunflower is given in your textbook. Please check whether the Sunflower you have drawn is the same as the textbook.



Human qualities in the petals of sunflower

After the allotted time, the captains will hang the posters with Sunflowers around the classroom. All will see and observe. If your team has not mentioned any human qualities other teams have, then you keep notes of them to learn.

Homework

The teacher will give you a home assignment. You will talk with your parents or guardians about avoiding anger and hatred, patience with enemies, and forgiving all. You will keep records of their ideas or conceptions on those topics. In the next session, you will present your assignment.





Upohar 31-32

Tolerance and forgiving your enemies

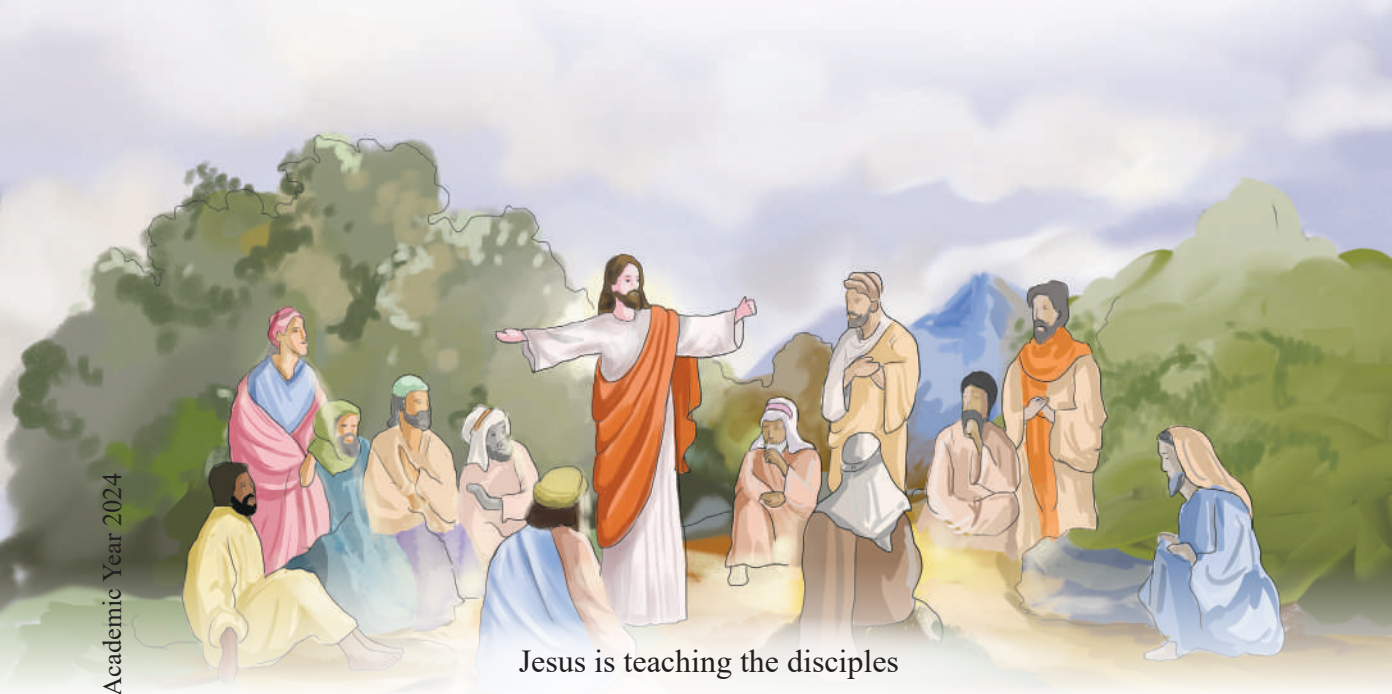
Share your greetings with your teacher. You may join this chorus or another with all.

তুমি যখন বেদিতে যজ্ঞ কর নিবেদন
তখন যদি একথা হয় তোমার স্মরণ
তোমার প্রতি কোনো ভাইয়ের আছে অভিযোগ
তুমি যজ্ঞ রেখে ফিরে যাও তার কাছে আগে
প্রথমে মিলিত তুমি হও তার সনে
পরে এসে অর্পিও যজ্ঞ মোর পানে।

(Gitaboli 121 - Sushil Baroi)

After the chorus, the teacher will read from the Holy Bible about the teachings of Jesus Christ to his disciples.

Please read Matthew 5:21-24, 38-42. Please read the Bible carefully and pronounce the words correctly.



Jesus is teaching the disciples

Lesson from the Holy Bible

Pride, profit, anger, greed, violence, and laziness—these adversaries lead us to sin. For example, due to our anger, we do many wrong things. We hurt, shout or use foul language when angry at someone. Jesus taught us not to get angry. Let us see what is written in the Holy Bible.

Teaching about Anger

Mathew 5:21-24

“You have heard that people were told in the past, ‘Do not commit murder; anyone who does will be brought to trial.’ But now I tell you: if you are angry[a] with your brother, you will be brought to trial; if you call your brother ‘You good-for-nothing!’ you will be brought before the Council, and if you call your brother a worthless fool you will be in danger of going to the fire of hell.

So if you are about to offer your gift to God at the altar and there you remember that your brother has something against you, leave your gift there in front of the altar, go at once and make peace with your brother, and then come back and offer your gift to God.” (NIV Bible).

Let me make it easy for you

Jesus tried to say that God will punish us if we are angry with our brothers/ sisters or use foul language toward them. To offer gifts to God is our holy duty, but if our brothers or sisters do not forgive us, God will not receive our offerings. Therefore, first, we should ask forgiveness from our fellow brothers and sister with whom we have sinned; only then can we come back to offer our gifts to God, which will be accepted. God wants us to forgive and ask forgiveness; by doing this, we build a society of communal harmony.

Draw a picture

Now you will draw a picture based on the Bible verse Mathew 5: 21-24. The theme of the picture will be like this –

1st Picture – Elder brother is talking with anger with his younger brother.

2nd Picture – Elder brother was going to offer to God at the church altar, but without

offering the gift, he returned to his younger brother.


3rd Picture – Elder brother hugs the younger brother with love.

Encourage your students to draw a series of pictures to focus on the topics of forgiveness and reconciliation.



Elder brother is tussling with the anger one

On time, please submit your pictures to your teacher. The captains will hang the pictures with rope in the classroom. Please see the poster pictures attentively and appreciate others.



Elder brother was going to offer to God at the church altar, but without offering the gift, he returned to his younger brother



Reconciliation among siblings

Lesson from the Holy Bible

Someone misbehaved or hurt us; in return, if we also misbehave or hurt them is called revenge. But Jesus said we will not take revenge. If someone wants to take our goods, we should give them without complaining. It is better to sacrifice than to get in conflict. Let us see what the Bible teaches us.

Mathew 5: 38-42

Teaching about revenge

“You have heard that it was said, ‘Eye for eye, and tooth for tooth.’ But I tell you, do not resist an evil person. If anyone slaps you on the right cheek, turn to them the other cheek also. And if anyone wants to sue you and take your shirt, hand over your coat as well. If anyone forces you to go one mile, go with them two miles. Give to the one who asks you, and do not turn away from the one who wants to borrow from you.” (NIV Bible).



Do not refuse if someone wants to borrow you

Let me make it easy for you

Jesus said that if someone wronged us, we would not take revenge because revenge increases enmity. Instead of being revengeful, doing good will change the wrongdoers.

S/He will turn back, and we will have a good relationship with them. When someone wants to borrow from us, we will give them because helping others is our moral duty. We will not judge the wrongdoers with revenge. God will judge us all.



Help when someone is in need

Watch the Words of The God from the Videos

In this session, the teacher will present a video about Jesus's advice about not taking revenge. Here is the link to the video. If you want you may watch it at home.

Jesus' warning about revenge. Bengali Bible Story

<https://youtube.com/watch?v=AnYjXTgbQA@feature=share>

Work in pair

After Bible reading and watching the video, the teacher will ask you to sit in pairs. You can make pair who is next to you or according to your roll number.

Tolerance and forgiving your enemies

In pair, you discuss, according to the teachings of Jesus Christ, what benevolent behaviour should be practised and what Abusive behaviour should be avoided. Try to realize it through discussion and fill the table. To fill the table, you will get 10 minutes.

At the end of the allotted time, the teacher will call anyone to present the completed table to the class. Hope you will present willingly. Always be active in any activity in the classroom.

Benevolent behaviour	Abusive behaviour
1. To be patient	1. To get angry
2.	2.
3.	3.
4.	4.
5.	5.

Give thanks to your teacher and say goodbye.



Upohar 33-34 Stay Together

At the beginning of the lesson, greet your teacher. Then sing the chorus, or if the teacher asks you to sing another one, please join.

ক্ষমার বাণী, ক্ষমার বাণী!
 বিশ্বত্রাতা মহাপ্রভুর প্রেম, ক্ষমার বাণী।।
 যীশু প্রেমময় মোদের লাগি' ক্ষমা চায়
 নম্ন হয়েছে ক্রুশের 'পরে হায় হায়।
 অপরাধী নয়, ক্ষমার তরে সইলে সবি।।
 আত্মত্যাগী নিজেরে করেছে উজাড়
 এই তো তারি প্রেমের পরিচয়।
 মমতা দিয়ে গড়া ওরে তাঁর হৃদয়খানি।।
 (Gitalboli: Gitanka 932)

Today the teacher will ask you to read from Matthew 5:42-48. Two or three of you read the Bible verses. Each one can read one verse of this text.

Lesson from the Holy Bible

You know that those who harm us are our enemies. We hate them. As a result, our relationship breaks, and distance increases. But if we love our enemies, they will transform and become our friends. Let us see what Jesus says to us.

Teaching about loving your enemies

Mathew 5:42-48

⁴³ “You have heard that it was said, ‘Love your neighbour ^[a] and hate your enemy.’ ⁴⁴ But I tell you, love your enemies and pray for those who persecute you, ⁴⁵ that you may be children of your Father in heaven. He causes his sun to rise on the evil and the good and sends rain on the righteous and the unrighteous. ⁴⁶ If you love those who love you,

what reward will you get? Are not even the tax collectors doing that? ⁴⁷ And if you greet only your people, what are you doing more than others? Do not even pagans do that? Be perfect, therefore, as your heavenly Father is perfect.” (NIV Bible).



Live in harmony

Let me make it easy for you

All the good and bad, honest and dishonest people are alive by the grace of God. In the time of Jesus, there were no good relations between Jews and Gentiles. They were always in conflict. Jesus came with the word of forgiveness and love. He asked us to love our enemies too. God loves everyone equally. We all are God’s children, so we should love everyone, even our enemies, as they are also children of God. We will love and pray for our enemies so that they turn to God. As God the Father forgives us, so like Father, we, the children of God, will forgive all. In this way, we can be God’s true children.

Watch the video about “Love your enemies.”

Your teacher will show you any one of the Videos about forgiving enemies. The links are given here. You also can watch them at your home. Hope you will like them and nurture Jesus’ forgiveness and love in your heart.

1. Jesus asked us to love our enemies, but why? Bible Quotes in Bengali

<https://youtube.com/watch?v=Oma6yDLmilk@feature=share>

2. The Story of Two Friends- A Short Lesson about Forgiveness

<https://youtube.com/watch?v=OxOoT1CAGHA@feature=share>

Now express or share your feelings

How do you like the Bible reading and the video? The teacher will allow you to share or express your feelings. You get ready in your heart. Do not be afraid. Share your feelings without any hesitation or fear.

Write answers to the questions

Please answer the questions based on your reading of the Bible and video.

- a. What is the difference between enemy and friend?
- b. Why do we love our enemies?
- c. How can you bring changes to your enemies?

Write down the answers on time. Now the teacher will ask one by one to present the answers. You actively participate in giving answers. Also, listen to others’ responses.

Write a story

You like to listen to others’ stories. Now you write a story. Your teacher may give you a theme to write a story. The theme of your short story is – “Forgiving enemies bring good in the life of families and societies.” Your time is 10 minutes to write the story based on the Bible reading and video. When finished, please submit it to your teacher.

All pray together for world peace and say goodbye to your teacher.



Upohar 35-36

Participate in open discussion

Say greetings to your teacher. Pray together for the people who are suffering from different incidents and disasters.

Be kind instead of getting angry; loving and forgiving instead of taking revenge, etc.; in these issues, if you need any clarification or have any questions, feel free to ask and discuss them with your teacher. Your teacher and classmates will help you to have answers. If others ask questions, you also try to respond to them.

Your teacher may say in this way for your better understanding that anger, revenge, and enmity take away people from one another and God. On the other hand, forgiveness and patience build up relationships with one another. Lack of forgiveness and patience bring conflicts in family and society, and one country attacks the other. The teachings of Jesus call us to build up a peaceful society and nation. In his stories and reflections, famous Brazilian writer Paulo Coelho wrote, “30 Second Reading: Why do we shout in anger?” “When two people are angry at each other, their hearts vary. To cover that distance, they must shout to hear each other. The angrier they are, the stronger they will have to shout to hear each other through that great distance.”

[\(https://paulocoelhoblog.com/2012/01/09/30-sec-reading-why-do-we-shout-in-anger/\)](https://paulocoelhoblog.com/2012/01/09/30-sec-reading-why-do-we-shout-in-anger/)

When the teacher says the above things to you, you must listen carefully. If you have any questions feel free to ask, or if you have any comments, you may share them.

A true story in your life

Due to the lack of forgiveness and tolerance among people of our generation, society, country, and abroad, many unfortunate incidents have happened. Relationships between man to man and nation to nation have gone down. Now you will discuss this issue in the group.

Guidelines for group work

The teacher will form groups with 4 - 5 students. You will discuss the facts that have occurred in families, societies, countries, or abroad because of anger, revenge, or

hatred, and please note them. You may collect news on these issues from TV news, Online News Portal, Daily News Papers, etc. List the events in the table.

Adverse Events
1. Acid Throwing
2. War between countries
3.
4.

Each group will share one event from their discussion. Select one person from your group to present one event. The teacher will call from all the groups. Give attention to all the reports and appreciate them with applause.

Homework

Jesus said to us to forgive our brother seventy-seven times. (Mt. 18:22). Therefore, do two things in your family and school by being patient and forgiving. How you are doing those two things, present them by role play. You may do it as pair. You may write the script and will submit it in the next session. You will bring the necessary instruments for the presentation. You will get three days for your preparation.

Praise and pray to God together. Say goodbye to your teacher.



Upohar 37-38

Role Play

Say greetings to your teacher. Read or sing together Psalm 116: 5-8.

“The Lord is gracious and righteous;

our God is full of compassion.

6 The Lord protects the unwary;

when I was brought low, he saved me.

7 Return to your rest, my soul,

for the Lord has been good to you.

8 For you, Lord, have delivered me from death,

my eyes from tears,

my feet from stumbling” (NIV Bible)

Role Play Time

With the help of your teacher, you will prepare a script for your Role Play. Please submit it to your teacher. The teacher will correct it if needed. Now you rehearse it with your classmate. Collect your things like dress, place, instruments, etc., for role play. When you are ready, then your teacher will call you in pair to present your role-play. The teacher will evaluate how you have presented the issues of patience and forgiveness in your role plays. Therefore, try your best to present your role-play.

Jesus Christ forgave His enemies before his death on the cross. He prayed to God the Father, “Father, forgive them, for they do not know what they are doing.” (Luke 23:34). (NIV Bible). Be patient and forgiving like Jesus Christ; then, you will also be able to do good in your family and society for the welfare of all.

Pray to God so that you can be patient and forgiving. You may lead the prayer. After prayer, say thanks and goodbye to your teacher.



Anjali 3

Dear students,

During this ANJALI, the teacher will teach you “Practicing Christian values.” You will visit an educational or healthcare institution. You will prepare a TV news report based on your pre-existing thoughts and your recent visit experience. You can serve the needy children in your area, distribute free educational material, serve sick people, clean your environment, etc. You also will be able to work for peace and harmony in your area.



Upohar 39

Preparation for charity institution visit

The teacher will greet you. You also welcome your teacher.

One fixed day, you have to visit a charity/serving institution. It may be a preschool for needy children, formal or informal educational institutions, missionary schools, etc. It also may be a charity organization, church-based clinic, health program, free Friday health care centre, etc.

The teacher will announce the date and time in advance. For a visit, you need your parent's or guardian's permission. Your teacher will ask you to bring approval from your parents or guardians, which you have to submit with their signature.

The day may be a school day or even it may be a holiday. During your visit, you have to follow some instructions. You don't need to worry as your teacher will instruct and explain the aim and objectives to you before going on the visits. If you have any questions regarding your visit, ask your teacher. The teacher will cordially prepare, monitor and lead the visits.

The teacher will instruct you when, where and what you must bring for visits. You may need a bag, pen, notebook, and water. Your teacher will inform you if you must bring breakfast, lunch, or snacks from your home. The teacher will take care of the safety of every student, and you do not need to worry but follow the instructions. While using cars or vehicles, you must be careful to avoid any incidents.

Please behave nicely with everyone during your visit and concentrate on your reason for visiting as your teacher has already guided you. If any interview is needed, your teacher will inform you when, what, and with whom you will have the discussion. Actively participate in what your teacher asks you to perform. The teacher will monitor your participation.



Upohar 40-41

Visitation

In these two sessions, you will visit institutions. As per your teacher's direction, you must be present where S/he has asked you to come. If you have any physical problems, you must inform your teacher in advance. To begin your visit teacher and students will pray together.

To get in a car or bus, go in a queue. Try to learn how the educational or health institution contributes to society. Students with students, teachers with students, students with teachers, or in groups will engage in discussion during the visit. To realize the importance of their service, please note and coordinate your previous thoughts regarding the institution and visiting experiences. Try to understand how people benefit from the support they receive from the educational or healthcare institution. Observe how the poor and needy, sick and destitute, children and weak, etc., are receiving services and how they are trained to develop their income by living in their places. Are they receiving skill development training or how to have good health and clean environment etc. You may see those receiving benefits; they do not have a house, job, food, or money for proper treatment. You may notice many of them are at your age.

You try to see that the institution is serving because it has been inspired and encouraged by the teachings of Jesus Christ. Things you will like, keep notes of them in your notebook. Please do not throw paper, garbage, or trash when visiting any institution. Have your food as your teacher's instruction. While returning, please get on the car or bus in a queue and same way get down when reaching home or school. Thank your teacher before leaving. If your parents come to take you from school, then it is good and if not, do not stay back anywhere but go home directly.

Report Writing

Now you need to write a report based on your previous thoughts on the services of the educational or health institutions and your present visit learning. This you will do at your home.



Upohar 42-43

Share your experience

The teacher will ask you to do group work in today's session. The teacher will divide you into two or more groups. The teacher will provide materials you may need, like Poster paper, sign pens, pins, etc.

Group work

The teacher will ask you to share your reports with your group. You have to prepare a report like TV news. It is an exciting and wonderful work. You need to include these for your news report, like when the institution started, why it started, how people benefited, how people are involved with it, how they are serving the community, what initiatives they are taking to preserve creation, etc. During the visit, students will ask questions to one another to discuss the cleanliness of their environment. The teacher will monitor it. Producing a report like TV news may take a couple of sessions. But you have to finish the task. You will attentively work with other classmates to prepare the news. When finished, the teacher will ask the leader of each group to present the news. The group will make a leader to deliver it. If you are the leader, you participate actively, and if not, do not be offended.

Discussion with your parents

Regarding TV news, you discuss it with your parents or guardians. You inform them about your visit so that they can realize the benefits of your visit and can support you in writing the news. Keep notes of your discussion with them and add their thoughts to your news report; it will enrich it.

News Presentation

The teacher will ask you to present your news to the class. If the teacher invites you to give first, do it promptly; if you are not called first, do not mind. You see other presentations seriously. You keep notes of their weak and strong points.



Upohar 44

Healing events in the Holy Bible

Dear students, today teacher will discuss teaching and healing through Bible readings, videos, and storytelling. Give attention to the discussion. If you feel any problem, please ask questions.

Lesson from the Holy Bible

There are many events regarding teaching and healing in the Holy Bible. Two major basic needs of human beings are education and healthcare. Our Lord Jesus stressed and taught these two issues seriously. Through Proverbs 22:6 and Mathew 9:1-8 we will learn about Jesus' teaching on health care and nursing service.

Jesus Heals a Paralyzed Man

Mathew 9:1-8

“Jesus stepped into a boat, crossed over, and came to his town. Some men brought to him a paralyzed man lying on a mat. When Jesus saw their faith, he said to the man, “Take heart, son; your sins are forgiven.” At this, some of the teachers of the law said to themselves, “This fellow is blaspheming!” Knowing their thoughts, Jesus said, “Why do you entertain evil thoughts in your hearts? Which is easier: to say, ‘Your sins are forgiven,’ or to say, ‘Get up and walk’? But I want you to know that the Son of Man has authority on earth to forgive sins.” So he said to the paralyzed man, “Get up, take your mat, and go home.” Then the man got up and went home. When the crowd saw this, they were filled with awe; and they praised God, who had given such authority to man.” (NIV Bible).



A scene of recovery of a Paralytic Patient

You need to do

The teacher may reread the Bible passage or request you to read it. After the reading, the teacher may discuss the passage with you. The teacher will ask you during the discussion, and you will respond correctly. Please see the picture named “A paralyzed man healed.” The picture tried to present the event. It is an example. Along with him, Jesus healed many people.

Let me make it easy for you

Dear student, this passage of the Bible speaks on physical, mental, emotional, and social healing. By healing the paralyzed man, Jesus has set an exceptional example of serving humans. Serving sick people is our responsibility. Around us, many are physically, mentally, and spiritually sick; they also need care and service. They have pain in body and soul. They want to heal. Jesus healed the paralyzed man and asked him to go to his community. He was healed and lived in his society. We need a healing society, and we need to live together with our relatives and neighbours.

We will do a performance

Dear students, your teacher will ask you to perform. The teacher will help you and will provide things that you need to do so. The teacher will fix a date for your play. Keep discipline while performing. You will select your roles. Cooperation with one another is essential for a better presentation.

Learn by asking questions

The teacher will ask you the questions bellowed to strengthen your understanding. Therefore, when your teacher asks questions, please be attentive.

1. How was the person suffering who was brought to Jesus?
2. What did Jesus say to him?
3. What did he say after his healing?
4. What did the existing people do?



Upohar 45

Florence Nightingale in health care and nursing service

The teacher will present audio, video, picture, poster, and other resources to introduce Florence Nightingale and her contribution to health care and nursing service. The teacher will present Biblical instruction as well. The teacher will inform you that many persons and organizations have been influenced by the Word of God and contributed to health care and nursing service. One of them is Florence Nightingale, who is unique. Today teacher will share about her life, service, and contribution.



Florence Nightingale is also known as “The Lady with the Lamp.” She was born on 12th May 1820 in Italy, and on 13th August 1910, she died in London. At the age of 16, she was called by God and started her service. In response to her call to God, she began serving people by nursing. Through this, she showed her love for God. She is the founder and philosopher of today’s modern nursing. To institutionalize nursing as a profession, she tried heart and soul. She envisioned the need to provide training for midwives and nurses. She was in charge of serving the soldiers during the Crimean War in Turkey to care for the British and allied forces. She played her role faithfully and sincerely. She served the wounded soldiers from her heart. She involved the soldiers’ wives in dressing their wounds and cleaning their dresses. At the same time, Cholera and other pandemics broke out; nurses were lacking. She opened the door for the wives to serve. Florence Nightingale contributes to developing the standard of serving, nursing, health care sectors, etc. She committed herself to health care in hospitals. Due to her skilful service, she was appointed as the Superintendent of ‘Institution for sick gentlewomen’ in London. In 1907 she was awarded “Order of Merit.” She was the first among the ladies to receive this award. In her memory, every year on 12th May, International Nurses Day is celebrated. On this day, we remember and discuss her birthday and the contribution of nurses in health care.

She is also known as a social reformer and statistician. She is welcomed worldwide for her thoughts, service, and development in the nursing service. She is unique and a model in nursing. She will be remembered for her sacrifice and contribution to nursing service. We all must keep cleaning our family, campus, school, and environment to secure good health. We need to follow her example and need to contribute to the care of our health by cleaning around us, our school campus, and our family. We need to ensure health care service.

Discussion on questions

Through these questions, try to understand Florence Nightingale’s contribution and services through education and health care in the light of the Holy Bible.

1. In what name is Florence Nightingale called? Which award did she receive?
2. Narrate the contribution of Florence Nightingale.
3. What is the International Nurse Day? What do we do on the day?



Upohar 46

Some Health Care Centers run by Churches

Churches in Bangladesh have been influenced by the Word of God (The Holy Bible) and established many healthcare institutions all over the country. These institutions secure quality healthcare services for underprivileged and helpless people. These institutions serve people in need at minimum cost to access good-quality healthcare. Among these institutions are Memorial Christian Hospital, LAMB Hospital, Dinajpur, Fatima Hospital, Jessore, Baptist Mid Mission Hospital, St. John Vianni Hospital, St. Mary's Hospital Tomilia, Christian Mission Hospital, Chandraghona, Koromtola General Hospital, Dhaka and Christian Mission Hospital, Rajshahi, Ballabpur Mission Hospital etc.



Memorial Christian Hospital

Learn through questions

You will learn about the healthcare institutions run by the churches.

1. Write down some names of healthcare institutions that the churches run in Bangladesh.
2. Narrate the services Christian healthcare institutions are providing.

Serving through Education

Share with your students that churches in Bangladesh also contribute to the Education sector as they contribute to the healthcare sector. Educational institutions like Notre Dame College and University, Dhaka, Notre Dame College, Mymensingh, Holy Cross College, Dhaka, St. Joseph High School and College, Dhaka, Botomuli Home Girl's High School, St. Mary's Girl's High School, Gazipur, YWCA High School, Dhaka, St. Gregory High School and college, Laxmibazar, St. Francis Xavier Girl's High School, Laxmibazar, SFX Green Herald International School, Dhaka, Cary Memorial High School, Dinajpur, Baptist Mission Integrated School, Dhaka, Udoyon High School, Barishal School, Baptist Mission boy's High School and Girl's High school, St. Philips High School and College, Dinajpur, St. Alfred's High School, Padrishibpur, Barishal, Our Lady of Fatima Girls High School, Comilla, Oxford Mission High School, Barishal etc.



Holy Cross College, Dhaka

Churches run some Health Care Centers in Bangladesh. These institutions serve the nation along with the Government's educational institutions. These schools contribute to the deprived, needy, and backward children at a minimum price. They are giving scholarships to bright and disadvantaged students in their respective places.



Baptist Mission Boy's High School, Barishal

The teacher informs the students that they will also discuss serving through education from the Bible. Proverbs 22:6 says, "Teach children how they should live, and they will remember it all their life." (Good News Version). The Holy Bible instructs us to teach people with proper education. Education is the backbone of a nation. Education contributes to building an enlightened nation. There is no option than to be educated to build a society. Educated and enlightened people are very much needed. Society expects proper behaviour from all people. Good quality education can only ensure it. The Bible

also says the same, i.e., to educate the children with good quality and right education so that they will remember it throughout their lives. The church's institutions hold the standards of their services and education. If students practice their experiences, they can live in harmony with others. They will be able to contribute to the whole creation.

The teacher will instruct you all

Make a list of work you can do in your area by realizing the importance of education and health care. By doing those work, you will be satisfied and able to contribute to human beings and creation. You may do the work below. Despite these, you can add other works which you can do easily.

- a. Serving underprivileged children with education.
- b. Free distribution of educational materials.
- c. Provide health care for sick persons.
- d. Clean your environment, campus, or area.

Let us answer the questions

1. Write down how we can keep our areas clean.
2. Write some names of Institutions that the churches run in Bangladesh.

Let us think

By realizing the importance of healthcare and education, you now think about what you can do for underprivileged children, sick people, the environment, or any other work in your area. You should select those tasks that you can easily accomplish. The teacher may provide you with some ideas to consider and choose from, for example, serving underprivileged children, distributing free books, supporting the sick, or cleaning your local area etc.



Upohar 47-48

Presentation Information

Dear students, before your presentation, you need to check the structure of your presentation. If you follow the below structure, it will be easy to present your report.

Title

Give a title of the work that you have done in your area.

Introduction

Write a brief paragraph describing the area where you worked.

Description of your good work

Write a few paragraphs on when you started it, where and how you did it, and a description of your work.

Reason to choose the work

Write a paragraph in detail about why you did this good work.

Reflection on your education

Write a paragraph on how Jesus' teaching influenced you to do the work.

The teacher will print a Banner to make the class attractive and interesting. On the banner, "Presentation" will be written. It will be hung behind you where you will present your report or presentations. The banner should be colourful.

Presentation

By realizing the importance of health care and education, whatever you are doing for underprivileged children, sick people, caring environment, or any other work you have done, you may choose one from them for your presentation in the classroom. By turn, you all have to present your reports or presentations. If the teacher instructs you to present it as a group, one from the group will share the presentation.

After your presentation, the teacher will give feedback to you.




Upohar 49

Festival in the picture

Dear students, greet your teacher and classmates. Join the prayer together.

In today's session, you will see a couple of recent photos of various celebrations, programs, relief distributions during a disaster, etc. Please see the photos attentively. Please inform or ask your teacher for any questions or clarification.



Amar Ekushey Grantha Mela





Accident



The teacher will give you a VIPP card, pencil, and gum. You write down your thoughts by looking at the pictures or photos and then write down your thoughts on the VIPP cards. Here is a sample of the VIPP card given.

VIPP Card

Students will thank the teacher and will close the session with prayer.



Upohar 50-51

Group Work

The teacher and students share greetings and start the session with a prayer.

In this session, students will do group work; this teacher will provide the materials like poster paper, VIPP card, pencil, marker, gum, pin, etc.

Students will form groups. You can count only 1,2,3 ... like this; the same number of people will be in a group. In this way, you may form groups. Every group will take one piece of poster paper. Paste the VIPP cards from the previous sessions on the left side of the poster paper. Now you may add others' ideas or thoughts with your thoughts and then answer the question with discussion in your group. Write down the answers on the right hand of the poster paper.

Model Questions

1. What festival, program, or event have you seen in the pictures/photos?
2. What types of people, professions, and religious people are there?
3. What are they doing?
4. Can we see the harmony between the religious people in the picture/photo?

Place your poster for others to see. One group visits another group's work. During your visit to other groups, you may ask the group any questions or clarifications. If you find any new ideas or thoughts, please note them down and add them to your group work. All the groups will present their work. Now you will have some homework.

Homework

You will discuss different religious festivals (Christmas, Eid, Durga Puja, Buddha Purnima, etc.) with your parents or guardians and note down the information you get from them. You have to submit it to your teacher.

Close the session by giving thanks to your teacher and with a prayer.



Upohar 52

Harmony in religious festivals

Greet your classmates and teacher. Start the session with a prayer.

You will be divided into groups according to various festivals. Select one leader in every group. You will have a game now. The teacher will bring the materials for the game.

Chit Game

The teacher will write down four questions. Here is a sample of it.

1. What do people do during a festival?
2. What is the importance of religious festivals in our society?
3. How do religious festivals unite people together?
4. What role do religious festivals play in building peace and harmony within people?

You will discuss these questions with your group members in your slip/note. After the discussion, group leaders will write down the answers on the poster paper; they will hang in the classroom. All groups will read one another answers. Please list religious festivals' contributions to establishing peace and harmony in society. Then present your findings in your classroom.

Close the session by giving thanks to all and with a prayer.



Upohar 53

Harmony with everyone

Greet everyone and start the session with a prayer.

Lesson from the Holy Bible

The teacher will collect a Bible and a Children’s Bible for you all in the classroom.

In this session, you will read the life change event of Zacchaeus. First, you all read the selected passage (Luke 19:1-10). If you have any Bible reading challenges, please inform your teacher. The teacher will read it once again and will explain it to you. You will listen to your teacher carefully and attentively.

Repentance of Zacchaeus

Luke 19:1-10

“Jesus entered Jericho and was passing through. A man was there by the name of Zacchaeus; was a chief tax collector and was wealthy. He wanted to see who Jesus was, but because he was short, he could not see over the crowd. So he ran ahead and climbed a sycamore-fig tree to see him since Jesus was coming that way. When Jesus reached the spot, he looked up and said to him, “Zacchaeus, come down immediately. I must stay at your house today.” So he came down at once and welcomed him gladly. All the people saw this and began to mutter, “He has gone to be the guest of a sinner.” But Zacchaeus stood up and said to the Lord, “Look, Lord! Here and now, I give half of my possessions to the poor, and if I have cheated anybody out of anything, I will pay back four times the amount.” Jesus said to him, Today salvation has come to this house because this man, too, is a son of Abraham. 10 For the Son of Man came to seek and to save the lost.” (NIV Bible).

Let me make it easy for you

Jesus lived, had food, talked, and walked with all classes or types of people. He lived with all in harmony. He loved and respected everyone of class, creed, gender, colour, and religion. During Jesus' time, there were various classes, professions, and types of people in Israel and the Jewish community. There were division and discrimination among the people due to their cast, creed, tribes, and nations. They had no unity or respect for one another. Even they did not like one another. Therefore, there were no peace and harmony in their society.

Zacchaeus was a tax collector. So, Pharisees and Sadducees knew him as a sinner. They did not mix, meet, move, or eat with him. But Jesus met him at his house and ate with him. This way, Jesus set an example of living in peace and harmony. As Jesus visited Zacchaeus' house, people began to mutter and said, "He has gone to be the guest of a sinner." (Luke 19:7). But Zacchaeus transformed as Jesus showed solidarity and love to him. He repented and changed his life. He confessed his sin in front of Jesus, gave half of his possessions to the poor, and paid back four times for whom he cheated. By doing this, he received salvation and started living in harmony with others through Jesus Christ.

Homework

Now you must show through your homework how attentively you have heard and understood. Make a list of positive and negative characters from the selected Bible passage and submit it to your teacher in your next session.

Close the session by giving thanks to your teacher and with a prayer.





Upohar 54

God's love for human beings

Greet your classmate sitting next and start the session with a prayer. The teacher will collect a Holy and Children's Bible in this session.

Please read the selected passages two to three times by yourself. The teacher will reread them for you and explain them to you all. It would be best if you listened attentively.

God's and Jesus Christ's love for every human being

John 3:16 – “For God so loved the world that he gave his one and only Son, that whoever believes in him shall not perish but have eternal life.”

1 John 3:16 - “This is how we know what love is: Jesus Christ laid down his life for us. And we ought to lay down our lives for our brothers and sisters.” (NIV Bible).

Let me make it easy for you

God loves us all. God has many names; among all, one name is LOVE. God desires that all people should get salvation; no one should perish. God sent Jesus Christ to save the world. Those who will believe will be saved. By sending Jesus, God showed love to us all.

Jesus loved all, so He gave His life on the cross so we can understand His love for us. We get eternal life by believing in Him. Jesus came to this world not only to give life but to give a holistic or fulfilled life. Jesus wants us to love one another. When we love one another, we become the disciple of Jesus Christ. Jesus loves us and asks us to love others. When we love others, then we love Jesus. When we serve others, then we serve Jesus. When we feed the hungry, give water to the thirsty, clothes to the necked, shelter to the homeless, help the helpless, serve the sick, visit the captives, and serve the visitors, then we do it to Jesus.

Living in peace and harmony

Prerit 2:16- 21

No, this is what was spoken by the prophet Joel: “In the last days, God says, I will pour out my Spirit on all people. Your sons and daughters will prophesy, your young men will see visions, your old men will dream dreams. Even on my servants, both men and women, I will pour out my Spirit in those days, and they will prophesy. I will show wonders in the heavens above and signs on the earth below, blood and fire and billows of smoke. The sun will be turned to darkness and the moon to blood before the coming of the great and glorious day of the Lord. And everyone who calls on the name of the Lord will be saved.” (NIV Bible).

Let me make it easy for you

From Jesus' birth to His coming back again (Second coming), this time is known as End Time or Last Days. From His second coming, Eternal Life will begin. We are now at the End Time or Last Days. On this Last Day, God will send His/Her Spirit to all aged and caste people. God's Spirit will pour on sons, daughters, young boys, girls, men, women, old age people, servants, and masters to live peacefully. God expects us to be filled with Spirit and live in it so we all live in peace. God desires that we all live together in peace and harmony. To do so, we need to be patient and tolerant.

Institutions like educational, healthcare, training centres, hostels, and old-age homes run by churches where people from different faith backgrounds live in peace and harmony. They are developing themselves by living in peace and unity.

Ultimate Tolerance

1 Peter 3:15-16

“But in your hearts revere Christ as Lord. Always be prepared to give an answer to everyone who asks you to give the reason for the hope that you have. But do this with gentleness and respect, keeping a clear conscience, so that those who speak maliciously against your good behaviour in Christ may be ashamed of their slander.”

In this section of the Holy Bible, every believer is instructed to always be prepared to explain their inner convictions. It is recommended to communicate with others using gentleness and respect, while also showing consideration for their viewpoints. God's

glory is reflected in our Christian behaviour when believers treat others kindly. Let's explore another Bible verse about ultimate/profound tolerance.

1 Peter 2: 17

“Show proper respects to everyone, love the family of believers, fear God, and honour the emperor.”

Let me make it easy for you

In this portion of the Holy Bible, God discusses four significant aspects of our lives.

Firstly, God states that we should show respect to every human being. All humans are created by God and bear His/Her image. Each person possesses inherent God-given qualities. Therefore, God instructs us to respect everyone and to exercise great patience towards all. In this context, the term “all human beings” includes individuals from all religions, castes, creeds, and professions. However, in recent times, we tend to prioritize our own opinions over those of others. In God's teachings, we are urged to value the opinions of others. By respecting others, we as believers, will recognize that we are all creations of God.

Secondly, God emphasizes the importance of loving our fellow believers, specially referring to those who have faith in Jesus Christ. Regardless of their country, nationality, language, color, or education, we are all called to show mutual respect and value each other's opinions.

Thirdly, God emphasises the significance of respecting and honouring Him as the creator of all human beings. It is our duty to hold God in reverence.

Fourthly, God has told us to show respect to our kings. That means, to respect the respective government and the authority where we live. To show respect to the government opinion to be loyal to the law of the country and these are the orders of the God to us.

Ultimate tolerance is one of the fundamental teachings of Christianity. Listening to and respecting the opinions of others is the responsibility of every Christian. Therefore, as Christians, we should treat others with respect and maintain peace with one another by engaging in humble and considerate conversations. When someone asks about us, we should respond humbly and respectfully, ensuring that our words and behaviour do not harm anyone.

Let us make a List

Dear students, let's create a plan based on the biblical teaching of ultimate tolerance and living in peace, how can you decide to work together on a specific task. Once you have planned, present your ideas one by one, explaining how you formulated the plan.

Finally, express your gratitude to your teacher and extend greetings to everyone as we close the session.





Upohar 55-56 Unity Fair

Preparation

The teacher and student will greet one another and will start the session with a prayer.

Dear students, in this session you will arrange a fair. To organize it and to fix a date, time, and place, you may discuss it with your head teacher, religious teachers, and students of Class Eight.

Planning

Plan early how many stalls there are and what will be there in the stalls. What will be your role? You should know it before. You may use the raised fund for the deprived students, and with the rest, you may plant trees in your institution.

Invitation letter

Prepare an invitation letter. In this textbook, there is a sample of an invitation letter. You may get help for it as well. You invite your parents, guardians, sisters, brothers, and relatives to attend the fair. Please invite your head teacher and all your school's other teachers and staff.

On the day of the fair

Check if you need any support before the fair. Those who are organizing the fair must be present on the day. You need to check and confirm the materials, decorations, sitting arrangements for the guests, and other necessary things are ready for the day.

You introduce yourselves at the beginning of the fair according to your teacher's guidance. Give a short introductory speech to the guests, parents, and guardians. Some of you will take responsibility for the fair. Invite and request the chief guest to open the ceremony. You stay near your teacher to be confident no need to be worried. During the fair, always keep good manners and behave well with all. Please ensure that the visitors participate peacefully and in a disciplined way.

After the fair

Please give thanks to all those who participated, including your schoolmates, guests, parents, guardians, and visitors. You announce and acknowledge that the Holy Bible teaches us to live in peace and harmony, which we tried to present by organizing this fair.

Prepare: Wall Magazine and present it

Prepare Wall Magazine in a group on how to live in peace and harmony with others based on biblical teachings and in the light of the Unity Fair. To prepare it, you can collect and include quotes from scholars, poetry, stories, and even your own composed stories or poetry. Once it is ready, please present it in the classroom.

Give thanks to your teacher and say good bye to him/her.



খ্রীষ্টধর্মের বিশেষ শব্দসমূহের বানানগুলোর একটি তালিকা

খ্রীষ্টধর্মের বিশেষ শব্দসমূহের বানানগুলোর একটি তালিকা এবং তার ভিন্ন ও একটু বদলে যাওয়া রূপগুলো নিচে দেখতে পারো। এই তালিকাটি একটু ধারণা দেওয়ার জন্যে রাখা হলো, এর বাইরেও কিন্তু এরকম খ্রীষ্টধর্মের অনেক বিশেষ শব্দ তুমি দেখতে পাবে।

এই বইয়ে ব্যবহৃত বানান/শব্দ	বাংলা একাডেমি প্রস্তাবিত এবং অন্যান্য রূপ	ইংরেজি শব্দ ও তার উচ্চারণ
খ্রীষ্ট	খ্রিস্ট/খ্রীস্ট/খ্রিষ্ট	Christ (ক্রাইস্ট/ক্রাইস্ট)
যীশু	যিশু	Jesus (জীজাস্/জীসাস্)
খ্রীষ্টধর্ম	খ্রিস্টধর্ম/খ্রীস্টধর্ম/খ্রিষ্টধর্ম	Christianity (ক্রিসটিয়ানিটি/ ক্রিস্টিয়ানিটি)
খ্রীষ্টান	খ্রিস্টান/খ্রীস্টান/খ্রিষ্টান/খ্রিস্তান/খ্রীশ্চান	Christian (ক্রিস্ চান/ক্রিশ্চিয়ান/ক্রিস্টিয়ান্)
অব্রাহাম	আব্রাহাম/ইব্রাহিম/ইব্রাহীম	Abraham (এইব্রাহ্যাম্/এইব্রাহাম্)
ইব্রীয়	হিব্রু	Hebrew (হীব্রু)
গাব্রিয়েল	গ্যাব্রিয়েল/জিবরাঈল/জিব্রাঈল/জিব্রাইল	Gabriel (গ্যাব্রিয়েল)
থোমা	থমাস/টমাস/ঠমাস	Thomas (ঠমাস্/থমাস্)
দায়ূদ	দাউদ/ডেইভিড/ডেভিড/দাবিদ	David (ডেইভিড)
নাসরত	নাসরৎ/নাজারেথ/নাজারথ	Nazareth (নাজারেথ্/নাজারথ্)
মথি	ম্যাথিউ	Matthew (ম্যাথিউ/মাথেয়)
মরিয়ম (মারীয়া)	মেরি/মারিয়া	Mary (ম্যারি)
যর্দন নদী	জর্দান নদী/ জর্ডান নদী	Jordan River (যর্ডান্ রিভার)
যিরূশালেম	জেরুসালেম/জেরুজালেম	Jerusalem (জেরুসালেম্/যেরুশালেম)
যিহুদী	ইহুদি/ইহুদী	Jew (যু/জু)
যোষেফ	যোসেফ	Joseph (জোসেফ্/জোসেফ্)
যোহন	জন	John (জন্)
লুক	লুক	Luke (লুক্)
শমরীয়	সামারিটান/সাম্যারিটান্	Samaritan (সামারিটান্/সাম্যারিটান্)
শিমোন-পিতর	সাইমন পিটার	Simon Peter (সাইমন পিটার)





রোগ প্রতিরোধে সুস্বাদু খাবার

চাহিদা অনুযায়ী শরীরের জন্য প্রয়োজনীয় প্রতিটি খাদ্য উপাদান যতটুকু দরকার
আমাদের খাদ্য তালিকায় সেই উপাদানগুলো ততটুকু থাকলেই তা সুস্বাদু খাদ্য।

Academic Year 2024

Class Eight

Christian Religion Studies

অন্তরে যারা পবিত্র— ধন্য তারা
— বাইবেল

দেশকে ভালোবাসো, দেশের মঙ্গলের জন্য কাজ করো
— মাননীয় প্রধানমন্ত্রী শেখ হাসিনা

তথ্য, সেবা ও সামাজিক সমস্যা প্রতিকারের জন্য '৩৩৩' কলসেন্টারে ফোন করুন

নারী ও শিশু নির্যাতনের ঘটনা ঘটলে প্রতিকার ও প্রতিরোধের জন্য ন্যাশনাল হেল্পলাইন সেন্টার
১০৯ নম্বর-এ (টোল ফ্রি, ২৪ ঘণ্টা সার্ভিস) ফোন করুন



Ministry of Education

For Free Distribution by the Government of the People's Republic of Bangladesh